



**MATRIX® ELITE E2 BACK
ADP - CANADIAN PRICE LIST**
Effective July 1, 2022



Date of Order: _____	Ship to Address: _____
Dealer Name: _____	_____
Dealer Account #: _____	City: _____
PO #: _____	State: _____ Zip: _____
Tag: _____	Comments: _____
Purchasing Contact: _____	_____
Phone: _____ Fax: _____	_____

Order Form Appendix

▶ Page

Matrix® Elite E2S Backs	2/3
Matrix® Elite E2S Back Extra Outer Cover	3
Protect Infection Control Slip Cover for Invacare® Matrix® Elite E2S Back	3
Matrix® Elite E2 Deep Backs	4/5
Matrix® Elite E2D Deep Back Extra Outer Cover	5
Protect Infection Control Slipcover for Invacare® Matrix® Elite E2D Deep Back	5
Lateral Options for Invacare® Matrix® Elite E2S Back	6
Accessories for Invacare® Matrix® Elite E2S/E2D Deep Backs	6/7
Hardware Options for Invacare® Matrix® Elite E2S/E2D,Deep Backs	7/8/9

If you have an existing Motion Concepts Power Positioning System and would like to add a Matrix E2 Back. Please contact our Customer Service:
Toll Free Tel: 1.866.748.7943
E-mail: infoCDN@motionconcepts.com

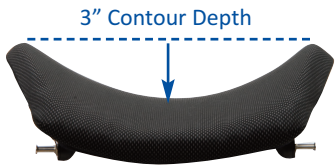
MATRIX® ELITE E2 BACK - CANADIAN PRICE LIST

MATRIX® ELITE E2S BACK: Standard 3" Contour

- All E2S backs 6" to 16" high include MiniSet Quick Release Mounting Hardware – fits wheelchairs 1" narrower or 1" wider than back model width; refer to Page 8 for additional Mounting Hardware options
- Hardware fits ¾", 7/8" and 1" diameter back canes
- Standard Meshtex fabric cover
- Lumbar positioning pad included
- Headrest Interface included with backs 14" and higher
- Weight capacity 300 lbs.

Elite E2S Back: Models 6" to 16" High

▶ ADP #: SE0001775 (6" - 16" high)



MiniSet Quick Release Mounting Hardware



QUANTITY	MODEL	FITS WIDTH	FITS HEIGHT	MSRP
<input type="checkbox"/> QTY ___	E2S1406	13"- 15"	06"	\$965.00
<input type="checkbox"/> QTY ___	E2S1408	13"- 15"	08"	\$965.00
<input type="checkbox"/> QTY ___	E2S1410	13"- 15"	10"	\$965.00
<input type="checkbox"/> QTY ___	E2S1412	13"- 15"	12"	\$965.00
<input type="checkbox"/> QTY ___	E2S1414	13"- 15"	14"	\$965.00
<input type="checkbox"/> QTY ___	E2S1416	13"- 15"	16"	\$965.00
<input type="checkbox"/> QTY ___	E2S1506	14"- 16"	06"	\$965.00
<input type="checkbox"/> QTY ___	E2S1508	14"- 16"	08"	\$965.00
<input type="checkbox"/> QTY ___	E2S1510	14"- 16"	10"	\$965.00
<input type="checkbox"/> QTY ___	E2S1512	14"- 16"	12"	\$965.00
<input type="checkbox"/> QTY ___	E2S1514	14"- 16"	14"	\$965.00
<input type="checkbox"/> QTY ___	E2S1516	14"- 16"	16"	\$965.00
<input type="checkbox"/> QTY ___	E2S1606	15"- 17"	06"	\$965.00
<input type="checkbox"/> QTY ___	E2S1608	15"- 17"	08"	\$965.00
<input type="checkbox"/> QTY ___	E2S1610	15"- 17"	10"	\$965.00
<input type="checkbox"/> QTY ___	E2S1612	15"- 17"	12"	\$965.00
<input type="checkbox"/> QTY ___	E2S1614	15"- 17"	14"	\$965.00
<input type="checkbox"/> QTY ___	E2S1616	15"- 17"	16"	\$965.00
<input type="checkbox"/> QTY ___	E2S1706	16"- 18"	06"	\$965.00
<input type="checkbox"/> QTY ___	E2S1708	16"- 18"	08"	\$965.00
<input type="checkbox"/> QTY ___	E2S1710	16"- 18"	10"	\$965.00
<input type="checkbox"/> QTY ___	E2S1712	16"- 18"	12"	\$965.00
<input type="checkbox"/> QTY ___	E2S1714	16"- 18"	14"	\$965.00
<input type="checkbox"/> QTY ___	E2S1716	16"- 18"	16"	\$965.00
<input type="checkbox"/> QTY ___	E2S1806	17"- 19"	06"	\$965.00
<input type="checkbox"/> QTY ___	E2S1808	17"- 19"	08"	\$965.00
<input type="checkbox"/> QTY ___	E2S1810	17"- 19"	10"	\$965.00
<input type="checkbox"/> QTY ___	E2S1812	17"- 19"	12"	\$965.00
<input type="checkbox"/> QTY ___	E2S1814	17"- 19"	14"	\$965.00
<input type="checkbox"/> QTY ___	E2S1816	17"- 19"	16"	\$965.00
<input type="checkbox"/> QTY ___	E2S1906	18"- 20"	06"	\$965.00
<input type="checkbox"/> QTY ___	E2S1908	18"- 20"	08"	\$965.00
<input type="checkbox"/> QTY ___	E2S1910	18"- 20"	10"	\$965.00
<input type="checkbox"/> QTY ___	E2S1912	18"- 20"	12"	\$965.00
<input type="checkbox"/> QTY ___	E2S1914	18"- 20"	14"	\$965.00
<input type="checkbox"/> QTY ___	E2S1916	18"- 20"	16"	\$965.00
<input type="checkbox"/> QTY ___	E2S2006	19"- 21"	06"	\$965.00
<input type="checkbox"/> QTY ___	E2S2008	19"- 21"	08"	\$965.00
<input type="checkbox"/> QTY ___	E2S2010	19"- 21"	10"	\$965.00
<input type="checkbox"/> QTY ___	E2S2012	19"- 21"	12"	\$965.00
<input type="checkbox"/> QTY ___	E2S2014	19"- 21"	14"	\$965.00
<input type="checkbox"/> QTY ___	E2S2016	19"- 21"	16"	\$965.00

More sizes are available on the next page

MATRIX® ELITE E2 BACK - CANADIAN PRICE LIST

MATRIX® ELITE E2S BACK: Standard 3" Contour - Continued

- All E2S backs 18" and 20" high include EasySet Quick Release Mounting Hardware – fits wheelchairs 1" narrower or 2" wider than back model width; refer to Page 8 for additional Mounting Hardware options
- Hardware fits ¾", 7/8" and 1" diameter back canes
- Standard Meshtex fabric cover
- Lumbar positioning pad included
- Headrest Interface included with backs 14" and higher
- Weight capacity 300 lbs.

Elite E2S Back: Models 18" and 20 High

▶ ADP #: SE0001776 (18" & 20" high)



EasySet Quick Release Mounting Hardware

QUANTITY	MODEL	FITS WIDTH	FITS HEIGHT	MSRP
<input type="checkbox"/> QTY ____	E2S1418	13"- 16"	18"	\$995.00
<input type="checkbox"/> QTY ____	E2S1420	13"- 16"	20"	\$995.00
<input type="checkbox"/> QTY ____	E2S1518	14"- 17"	18"	\$995.00
<input type="checkbox"/> QTY ____	E2S1520	14"- 17"	20"	\$995.00
<input type="checkbox"/> QTY ____	E2S1618	15"- 18"	18"	\$995.00
<input type="checkbox"/> QTY ____	E2S1620	15"- 18"	20"	\$995.00
<input type="checkbox"/> QTY ____	E2S1718	16"- 19"	18"	\$995.00
<input type="checkbox"/> QTY ____	E2S1720	16"- 19"	20"	\$995.00
<input type="checkbox"/> QTY ____	E2S1818	17"- 20"	18"	\$995.00
<input type="checkbox"/> QTY ____	E2S1820	17"- 20"	20"	\$995.00
<input type="checkbox"/> QTY ____	E2S1918	18"- 21"	18"	\$995.00
<input type="checkbox"/> QTY ____	E2S1920	18"- 21"	20"	\$995.00
<input type="checkbox"/> QTY ____	E2S2018	19"- 22"	18"	\$995.00
<input type="checkbox"/> QTY ____	E2S2020	19"- 22"	20"	\$995.00

Elite E2S Extra Back Cover - Includes Foam (Comes standard with foam)

Refer to back sizes above for proper fit

MODEL	FITS WIDTH	FITS LENGTH	MSRP
E2SC	REFER TO BACK SIZES ABOVE		\$175.00
SPECIFY:	WIDTH ____	HEIGHT ____	<input type="checkbox"/> QTY ____

E2S Protect - Infection Control Slipcover*

Stock sizes available (in Black): *Other sizes are available (in Blue) - 4 week lead time

Infection Control Slipcover if ordered with Back

Infection Control Slipcover Only

PROTE2SU\$95.00

PROTE2S\$125.00



SPECIFY:

QTY ____

<input type="checkbox"/> 1406*	<input type="checkbox"/> 1506*	<input type="checkbox"/> 1606*	<input type="checkbox"/> 1706*	<input type="checkbox"/> 1806*	<input type="checkbox"/> 1906*	<input type="checkbox"/> 2006*
<input type="checkbox"/> 1408*	<input type="checkbox"/> 1508*	<input type="checkbox"/> 1608*	<input type="checkbox"/> 1708	<input type="checkbox"/> 1808*	<input type="checkbox"/> 1908*	<input type="checkbox"/> 2008*
<input type="checkbox"/> 1410 *	<input type="checkbox"/> 1510	<input type="checkbox"/> 1610	<input type="checkbox"/> 1710	<input type="checkbox"/> 1810*	<input type="checkbox"/> 1910*	<input type="checkbox"/> 2010*
<input type="checkbox"/> 1412	<input type="checkbox"/> 1512*	<input type="checkbox"/> 1612	<input type="checkbox"/> 1712	<input type="checkbox"/> 1812	<input type="checkbox"/> 1912*	<input type="checkbox"/> 2012*
<input type="checkbox"/> 1414	<input type="checkbox"/> 1514	<input type="checkbox"/> 1614	<input type="checkbox"/> 1714*	<input type="checkbox"/> 1814	<input type="checkbox"/> 1914*	<input type="checkbox"/> 2014
<input type="checkbox"/> 1416	<input type="checkbox"/> 1516	<input type="checkbox"/> 1616	<input type="checkbox"/> 1716	<input type="checkbox"/> 1816	<input type="checkbox"/> 1916	<input type="checkbox"/> 2016
<input type="checkbox"/> 1418*	<input type="checkbox"/> 1518*	<input type="checkbox"/> 1618	<input type="checkbox"/> 1718	<input type="checkbox"/> 1818	<input type="checkbox"/> 1918	<input type="checkbox"/> 2018
<input type="checkbox"/> 1420*	<input type="checkbox"/> 1520	<input type="checkbox"/> 1620	<input type="checkbox"/> 1720	<input type="checkbox"/> 1820	<input type="checkbox"/> 1920	<input type="checkbox"/> 2020

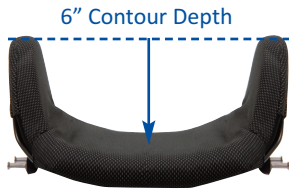
MATRIX® ELITE E2 BACK - CANADIAN PRICE LIST

MATRIX® ELITE E2D BACK: Deep 6" Contour

- All E2D backs 6" to 16" high include MiniSet Quick Release Mounting Hardware – fits wheelchairs 1" narrower or 1" wider than back model width; refer to Page 8 for additional Mounting Hardware options
- Hardware fits ¾", 7/8" and 1" diameter back canes
- Standard Meshtex fabric cover
- Lumbar positioning pad included
- Headrest Interface included with backs 14" and higher
- Weight capacity 300 lbs.

Elite E2D Deep Back: Models 6" to 16" High

▶ ADP #: SE0001777 (6" - 16" high)



MiniSet Quick Release Mounting Hardware



QUANTITY	MODEL	FITS WIDTH	FITS HEIGHT	MSRP
<input type="checkbox"/> QTY ___	E2D1406	13"- 15"	06"	\$1125.00
<input type="checkbox"/> QTY ___	E2D1408	13"- 15"	08"	\$1125.00
<input type="checkbox"/> QTY ___	E2D1410	13"- 15"	10"	\$1125.00
<input type="checkbox"/> QTY ___	E2D1412	13"- 15"	12"	\$1125.00
<input type="checkbox"/> QTY ___	E2D1414	13"- 15"	14"	\$1125.00
<input type="checkbox"/> QTY ___	E2D1416	13"- 15"	16"	\$1125.00
<input type="checkbox"/> QTY ___	E2D1506	14"- 16"	06"	\$1125.00
<input type="checkbox"/> QTY ___	E2D1508	14"- 16"	08"	\$1125.00
<input type="checkbox"/> QTY ___	E2D1510	14"- 16"	10"	\$1125.00
<input type="checkbox"/> QTY ___	E2D1512	14"- 16"	12"	\$1125.00
<input type="checkbox"/> QTY ___	E2D1514	14"- 16"	14"	\$1125.00
<input type="checkbox"/> QTY ___	E2D1516	14"- 16"	16"	\$1125.00
<input type="checkbox"/> QTY ___	E2D1606	15"- 17"	06"	\$1125.00
<input type="checkbox"/> QTY ___	E2D1608	15"- 17"	08"	\$1125.00
<input type="checkbox"/> QTY ___	E2D1610	15"- 17"	10"	\$1125.00
<input type="checkbox"/> QTY ___	E2D1612	15"- 17"	12"	\$1125.00
<input type="checkbox"/> QTY ___	E2D1614	15"- 17"	14"	\$1125.00
<input type="checkbox"/> QTY ___	E2D1616	15"- 17"	16"	\$1125.00
<input type="checkbox"/> QTY ___	E2D1706	16"- 18"	06"	\$1125.00
<input type="checkbox"/> QTY ___	E2D1708	16"- 18"	08"	\$1125.00
<input type="checkbox"/> QTY ___	E2D1710	16"- 18"	10"	\$1125.00
<input type="checkbox"/> QTY ___	E2D1712	16"- 18"	12"	\$1125.00
<input type="checkbox"/> QTY ___	E2D1714	16"- 18"	14"	\$1125.00
<input type="checkbox"/> QTY ___	E2D1716	16"- 18"	16"	\$1125.00
<input type="checkbox"/> QTY ___	E2D1806	17"- 19"	06"	\$1125.00
<input type="checkbox"/> QTY ___	E2D1808	17"- 19"	08"	\$1125.00
<input type="checkbox"/> QTY ___	E2D1810	17"- 19"	10"	\$1125.00
<input type="checkbox"/> QTY ___	E2D1812	17"- 19"	12"	\$1125.00
<input type="checkbox"/> QTY ___	E2D1814	17"- 19"	14"	\$1125.00
<input type="checkbox"/> QTY ___	E2D1816	17"- 19"	16"	\$1125.00
<input type="checkbox"/> QTY ___	E2D1906	18"- 20"	06"	\$1125.00
<input type="checkbox"/> QTY ___	E2D1908	18"- 20"	08"	\$1125.00
<input type="checkbox"/> QTY ___	E2D1910	18"- 20"	10"	\$1125.00
<input type="checkbox"/> QTY ___	E2D1912	18"- 20"	12"	\$1125.00
<input type="checkbox"/> QTY ___	E2D1914	18"- 20"	14"	\$1125.00
<input type="checkbox"/> QTY ___	E2D1916	18"- 20"	16"	\$1125.00
<input type="checkbox"/> QTY ___	E2D2006	19"- 21"	06"	\$1125.00
<input type="checkbox"/> QTY ___	E2D2008	19"- 21"	08"	\$1125.00
<input type="checkbox"/> QTY ___	E2D2010	19"- 21"	10"	\$1125.00
<input type="checkbox"/> QTY ___	E2D2012	19"- 21"	12"	\$1125.00
<input type="checkbox"/> QTY ___	E2D2014	19"- 21"	14"	\$1125.00
<input type="checkbox"/> QTY ___	E2D2016	19"- 21"	16"	\$1125.00

More sizes are available on the next page

MATRIX® ELITE E2 BACK - CANADIAN PRICE LIST

MATRIX® ELITE E2D BACK: Deep 6" Contour - Continued

- All E2D backs 18" and 20" high include EasySet Quick Release Mounting Hardware – fits wheelchairs 1" narrower or 2" wider than back model width; refer to Page 8 for additional Mounting Hardware options
- Hardware fits ¾", 7/8" and 1" diameter back canes
- Standard Meshtex fabric cover
- Lumbar positioning pad included
- Headrest Interface included with backs 14" and higher
- Weight capacity 300 lbs.

Elite E2D Deep Back: Models 18" and 20 High

▶ ADP #: SE0001778 (18" & 20" high)



EasySet Quick Release Mounting Hardware

QUANTITY	MODEL	FITS WIDTH	FITS HEIGHT	MSRP
<input type="checkbox"/> QTY ____	E2D1418	13"- 16"	18"	\$1155.00
<input type="checkbox"/> QTY ____	E2D1420	13"- 16"	20"	\$1155.00
<input type="checkbox"/> QTY ____	E2D1518	14"- 17"	18"	\$1155.00
<input type="checkbox"/> QTY ____	E2D1520	14"- 17"	20"	\$1155.00
<input type="checkbox"/> QTY ____	E2D1618	15"- 18"	18"	\$1155.00
<input type="checkbox"/> QTY ____	E2D1620	15"- 18"	20"	\$1155.00
<input type="checkbox"/> QTY ____	E2D1718	16"- 19"	18"	\$1155.00
<input type="checkbox"/> QTY ____	E2D1720	16"- 19"	20"	\$1155.00
<input type="checkbox"/> QTY ____	E2D1818	17"- 20"	18"	\$1155.00
<input type="checkbox"/> QTY ____	E2D1820	17"- 20"	20"	\$1155.00
<input type="checkbox"/> QTY ____	E2D1918	18"- 21"	18"	\$1155.00
<input type="checkbox"/> QTY ____	E2D1920	18"- 21"	20"	\$1155.00
<input type="checkbox"/> QTY ____	E2D2018	19"- 22"	18"	\$1155.00
<input type="checkbox"/> QTY ____	E2D2020	19"- 22"	20"	\$1155.00

Elite E2D Deep Extra Back Cover (Comes standard with foam)

Refer to back sizes above for proper fit

MODEL	FITS WIDTH	FITS LENGTH	MSRP
E2DC	REFER TO BACK SIZES ABOVE		\$195.00
SPECIFY:	WIDTH ____	HEIGHT ____	<input type="checkbox"/> QTY ____

E2S Protect - Infection Control Slipcover*

Stock sizes available (in Black): *Other sizes are available (in Blue) - 4 week lead time

Infection Control Slipcover if ordered with Back

Infection Control Slipcover Only

PROTE2DU.....\$95.00

PROTE2D.....\$125.00



SPECIFY: QTY ____

<input type="checkbox"/> 1406*	<input type="checkbox"/> 1506*	<input type="checkbox"/> 1606*	<input type="checkbox"/> 1706*	<input type="checkbox"/> 1806*	<input type="checkbox"/> 1906*	<input type="checkbox"/> 2006*
<input type="checkbox"/> 1408*	<input type="checkbox"/> 1508*	<input type="checkbox"/> 1608*	<input type="checkbox"/> 1708	<input type="checkbox"/> 1808*	<input type="checkbox"/> 1908*	<input type="checkbox"/> 2008*
<input type="checkbox"/> 1410 *	<input type="checkbox"/> 1510	<input type="checkbox"/> 1610	<input type="checkbox"/> 1710	<input type="checkbox"/> 1810*	<input type="checkbox"/> 1910*	<input type="checkbox"/> 2010*
<input type="checkbox"/> 1412	<input type="checkbox"/> 1512*	<input type="checkbox"/> 1612	<input type="checkbox"/> 1712	<input type="checkbox"/> 1812	<input type="checkbox"/> 1912*	<input type="checkbox"/> 2012*
<input type="checkbox"/> 1414	<input type="checkbox"/> 1514	<input type="checkbox"/> 1614	<input type="checkbox"/> 1714*	<input type="checkbox"/> 1814	<input type="checkbox"/> 1914*	<input type="checkbox"/> 2014
<input type="checkbox"/> 1416	<input type="checkbox"/> 1516	<input type="checkbox"/> 1616	<input type="checkbox"/> 1716	<input type="checkbox"/> 1816	<input type="checkbox"/> 1916	<input type="checkbox"/> 2016
<input type="checkbox"/> 1418*	<input type="checkbox"/> 1518*	<input type="checkbox"/> 1618	<input type="checkbox"/> 1718	<input type="checkbox"/> 1818	<input type="checkbox"/> 1918	<input type="checkbox"/> 2018
<input type="checkbox"/> 1420*	<input type="checkbox"/> 1520	<input type="checkbox"/> 1620	<input type="checkbox"/> 1720	<input type="checkbox"/> 1820	<input type="checkbox"/> 1920	<input type="checkbox"/> 2020

MATRIX® ELITE E2 BACK - CANADIAN PRICE LIST

ELITE E2 LATERALS

E2 Fixed Laterals - Can be installed inside or Outside of the Back Shell

► ADP #: SELD0005

Compatible with E2 Standard Contour back heights 10" and higher. Height adjustable in vertical slot, can be installed on inside or outside of back shell.



QUANTITY	MODEL	DESCRIPTION	MSRP
<input type="checkbox"/> QTY ____	E2FL	Fixed Laterals (pair) Height 6.5", depth 5"	\$385.00

Swing-Away Hardware - Available on E2 Backs from 10" high

► ADP #: SEICF202L (Hardware) + SELCF102L (Pad)



QUANTITY	MODEL	DESCRIPTION	MSRP
<input type="checkbox"/> QTY ____	SALEB-XS-L	Swing-Away Lateral Hardware with XS Pad-Left or Right (each)	\$365.00
<input type="checkbox"/> QTY ____	SALEB-XS-R	Pad 3.25" High x 4.25" Long	
<input type="checkbox"/> QTY ____	SALEB-S-L	Swing-Away Lateral Hardware with S Pad-Left or Right (each)	\$365.00
<input type="checkbox"/> QTY ____	SALEB-S-R	Pad 3.5" High x 5.25" Long	
<input type="checkbox"/> QTY ____	SALEB-M-L	Swing-Away Lateral Hardware with M Pad-Left or Right (each)	\$365.00
<input type="checkbox"/> QTY ____	SALEB-M-R	Pad 3.75" High x 5.75" Long	
<input type="checkbox"/> QTY ____	SALEB-L-L	Swing-Away Lateral Hardware with L Pad-Left or Right (each)	\$365.00
<input type="checkbox"/> QTY ____	SALEB-L-R	Pad 4.25" High x 6.5" Long	

Offset, Swing-Away Hardware* - Available on E2 Backs from 12" high

► ADP #: SEICF202L (Hardware) + SELCF102L (Pad)

Allows 3" variance (higher or lower) pad position relative to attachment slot.



QUANTITY	MODEL	DESCRIPTION	MSRP
<input type="checkbox"/> QTY ____	OSALEB-XS-L	Offset, Swing-Away Lateral Hardware with	\$365.00
<input type="checkbox"/> QTY ____	OSALEB-XS-R	XS Pad-Left or Right (each)	
<input type="checkbox"/> QTY ____		Pad 3.25" High x 4.25" Long	
<input type="checkbox"/> QTY ____	OSALEB-S-L	Offset, Swing-Away Lateral Hardware with	\$365.00
<input type="checkbox"/> QTY ____	OSALEB-S-R	S Pad-Left or Right (each)	
<input type="checkbox"/> QTY ____		Pad 3.5" High x 5.25" Long	
<input type="checkbox"/> QTY ____	OSALEB-M-L	Offset, Swing-Away Lateral Hardware with	\$365.00
<input type="checkbox"/> QTY ____	OSALEB-M-R	M Pad-Left or Right (each)	
<input type="checkbox"/> QTY ____		Pad 3.75" High x 5.75" Long	
<input type="checkbox"/> QTY ____	OSALEB-L-L	Offset, Swing-Away Lateral Hardware with	\$365.00
<input type="checkbox"/> QTY ____	OSALEB-L-R	L Pad-Left or Right (each)	
<input type="checkbox"/> QTY ____		Pad 4.25" High x 6.5" Long	

BACK OPTIONS

E2 Headrest Interface (Included with all E2 backs 14" Height and higher)



QUANTITY	MODEL	DESCRIPTION	MSRP
<input type="checkbox"/> QTY ____	E2HI	Molded lightweight, low profile mounting plate for headrest attachment; compatible and tested for Matrix headrest attachment	\$20.00
<input type="checkbox"/> QTY ____	E2HDI	Extra strong steel headrest mount for extreme tone or heavy use applications; Recommended for use with non Matrix headrests	\$25.00

E2 Chest Harness Interface (Allows precise placement of Shoulder Strap Guides)



QUANTITY	MODEL	DESCRIPTION	MSRP
<input type="checkbox"/> QTY ____	E2CHI-S	Fits E2 backs 14/15" wide	\$85.00
<input type="checkbox"/> QTY ____	E2CHI-M	Fits E2 backs 16-20" wide	\$85.00

MATRIX® ELITE E2 BACK - CANADIAN PRICE LIST

BACK OPTIONS - Continued

E2 BackBone PSIS Support

Can be trimmed to desired size



QUANTITY	MODEL	DESCRIPTION	MSRP
<input type="checkbox"/> QTY ____	E2BKB	Contoured anatomical PSIS/Sacrolumbar Support	\$75.00

PostureFlex Abdominal Support



QUANTITY	MODEL	DESCRIPTION	MSRP
<input type="checkbox"/> QTY ____	PFLEX-M	Height 6.5", length 16" to 24"	\$295.00
<input type="checkbox"/> QTY ____	PFLEX-L	Height 7", length 20" - 34"	\$295.00

<input type="checkbox"/> QTY ____	QRTAB	Quad release tab for easy independent application and removal of PostureFlex	\$35.00
-----------------------------------	-------	--	---------

Privacy Flaps



QUANTITY	MODEL	COMPONENT	MSRP
<input type="checkbox"/> QTY ____	PFLAP-XS	X-Small Privacy Flap <i>10" W x 16" H - fits 14" wide backs</i>	\$60.00
<input type="checkbox"/> QTY ____	PFLAP-S	Small Privacy Flap <i>13" W x 16" H - fits 15"-16" wide backs</i>	\$60.00
<input type="checkbox"/> QTY ____	PFLAP-M	Medium Privacy Flap <i>15" W - 16" H - fits 17"-18" wide backs</i>	\$60.00
<input type="checkbox"/> QTY ____	PFLAP-L	Large Privacy Flap <i>17" W - 16" H - fits 19"-20" wide backs</i>	\$60.00

E2S/E2D HARDWARE OPTIONS

Mounting Pin Interface

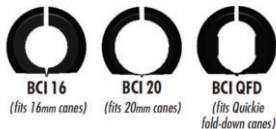


QUANTITY	MODEL	DESCRIPTION	MSRP
<input type="checkbox"/> QTY ____	E2MSMP	MiniSet Mounting Pin Interface Standard on E2S/E2D Backs up to 16" High	\$125.00



<input type="checkbox"/> QTY ____	E2ESMP	EasySet Mounting Pin Interface Standard on E2S/E2D Backs 18" and 20" High	\$135.00
-----------------------------------	--------	---	----------

Back Cane Inserts



Back cane inserts to be used with EasySet and MiniSet Mounting Hardware					
For 16mm back canes (pair)		For 20mm back canes (pair)			
<input type="checkbox"/> BCI16	\$5.00	<input type="checkbox"/> BCI20	\$5.00
For Quickie fold down back canes (pair)					
<input type="checkbox"/> BCIQFD	\$5.00			

All hardware options for E2/E2D Backs are available on the next page

E2S/E2D HARDWARE OPTIONS

QUICK RELEASE MOUNTING HARDWARE – Quick release, allows easy removal of back for portability

MiniSet Standard: Included with models 6" to 16" long, fits chairs 1" narrower or 1" wider than back model width



If sold separately

E2MMH\$295.00

EasySet Standard: Included with models 18" and 20" long, compatible with 12" - 16" long, fits chairs 1" narrower and up to 2" wider than back model width



Fits 3/4", 7/8", 1" back canes
Substitution at time of order

E2EMHUN/C

Fits 1 1/8" back canes
Substitution at time of order

PBMH-QUN/C

Fits 1 1/4" back canes
Substitution at time of order

PBMH-XUN/C



Fits 3/4", 7/8", 1" back canes
If sold separately

E2EMH\$295.00

Fits 1 1/8" back canes
If sold separately

E2PBMH-Q\$291.00

Fits 1 1/4" back canes
If sold separately

E2PBMH-X\$291.00

HEAVY DUTY MOUNTING HARDWARE – Recommended for extreme tone or heavy use applications. Quick release, allows easy removal of back for portability

MiniSet Heavy-Duty: Compatible with back heights 6" to 16" long, fits chairs 1" narrower or 1" wider than back model width



Upgrade at time of order
 MSHDU.....\$95.00



If sold separately

E2MSHD\$413.00

EasySet Heavy-Duty: Compatible with back heights 18" to 20" long, fits chairs 1" narrower or 2" wider than back model width



Upgrade at time of order
 HDMHU\$95.00



If sold separately

E2HDMH\$413.00

Split: Compatible with Easy Set Mounting pins on back heights 12" and longer. Quick release, allows avoidance of frame obstacles



Upgrade at time of order
 E2SMHU (For 12"-16" Long) . . . \$75.00
 SMHU (For 18"-20" Long) . . . \$75.00




If sold separately

E2SMH\$291.00

Extended Range Mounting Hardware: Compatible with back heights 12" to 20" long, Provides additional 2" Depth Adjustment



Upgrade at time of order
 E2ERMHU(For 12"-16" long) \$122.00
 ERMHU(For 18"-20" long) . . \$122.00



If sold separately

E2ERMH\$341.00

E2S/E2D HARDWARE OPTIONS

FIXED MOUNTING HARDWARE –

Permanent mount requires tools for removal, recommended for tilt recline applications

MiniSet Fixed : Compatible with back heights 6" to 16" high, fits chairs 1" narrower or 1" wider than back model width



Upgrade at time of order
 MSFXU\$60.00



If sold separately
 MSFX\$291.00

EasySet Fixed : Compatible with back heights 12" to 20" high, fits chairs 1" narrower or 2" wider than back model width



Upgrade at time of order
 ESFXU\$60.00



If sold separately
 ESFX\$291.00