



**E-MOTION®**

POWER ASSIST FOR WHEELCHAIRS



**POWER AT  
YOUR  
HANDS.**



POWERFUL. LIGHT.  
WELL THOUGHT OUT.

# EASIER TO MOVE

The concept of the e-motion is ingeniously simple: You can combine the e-motion drive wheels with almost any standard wheelchair using two adapters. While moving, sensors built into the push rims measure your drive movement and provide you with the desired motor power. So this allows you to move, steer and brake your wheelchair with very little power. With a weight of only 7.8 kg per drive wheel, the e-motion is one of the lightest active add-on drives available.

The e-motion fits any standard wheelchair: simply exchange the wheels

●●● MADE IN GERMANY





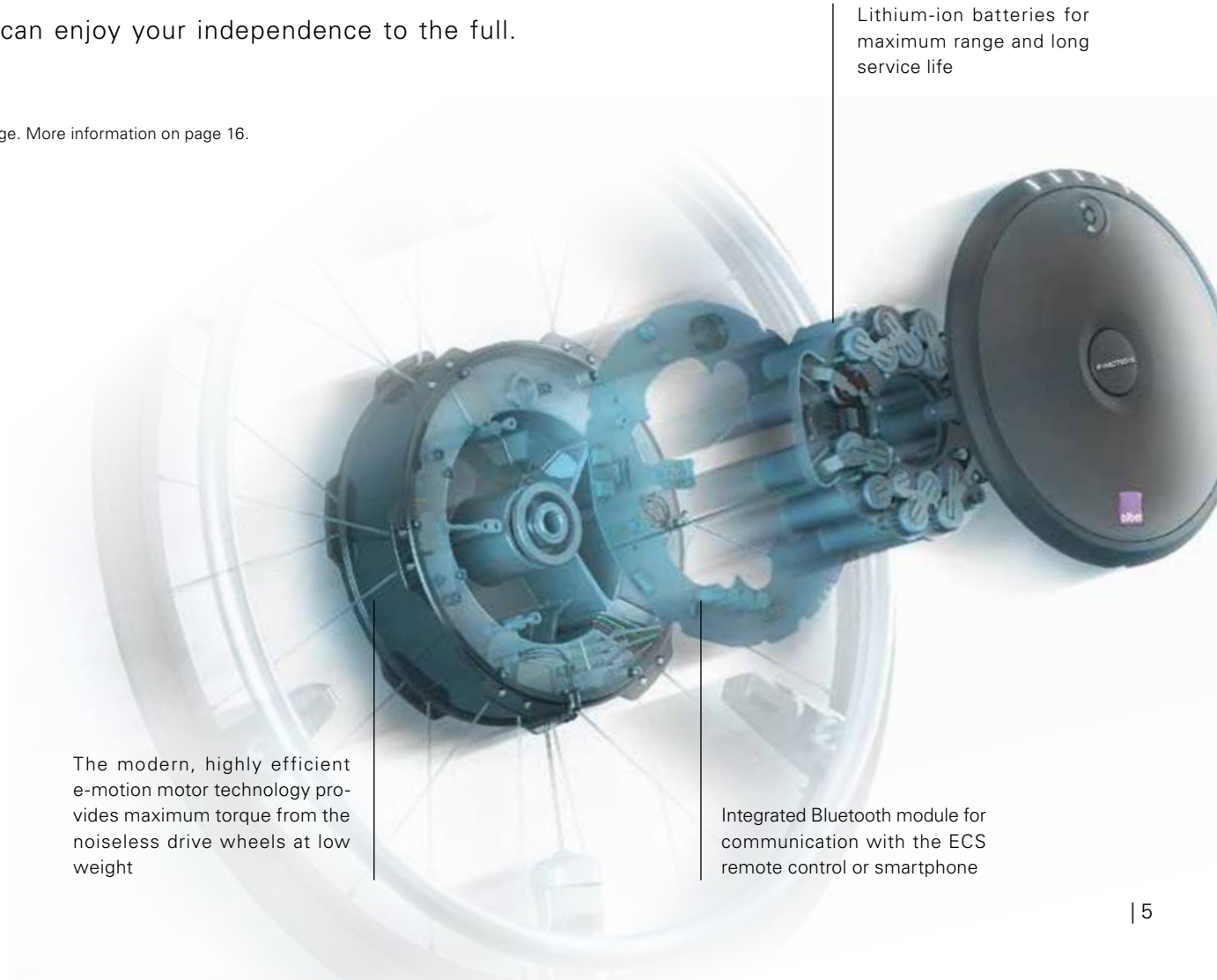
LIVE YOUR  
DAY

# BE INDEPENDENT AND STAY MOBILE

The e-motion gives you the extra thrust you need to master each day, but also the extraordinary things in life on your own and without help. With a support speed of up to 8.5 km/h\*, you will move along really well.

Thanks to the built-in lithium-ion batteries, the e-motion has a range of up to 25 km. So you do not have to worry about recharging in between and can enjoy your independence to the full.

\*6 km/h in the standard version. 8.5 km/h with Mobility Plus Package. More information on page 16.



Lithium-ion batteries for maximum range and long service life

The modern, highly efficient e-motion motor technology provides maximum torque from the noiseless drive wheels at low weight

Integrated Bluetooth module for communication with the ECS remote control or smartphone



**STAY FIT AND ACTIVE**

## CONQUER FREE SPACES

No matter whether longer distances, slopes or a few kilos more in your luggage: the e-motion supports you in every situation, even when braking downhill. This is ensured by its highly efficient and **quiet** electric motors. With e-motion you expand your radius of action, keep moving and train your vital functions. At the same time you permanently protect your muscles and joints from overwork. This way you will always reach your goal relaxed and still be active!



# RELAXED THROUGH THE DAY



The lightweight e-motion drive wheels can be easily removed from the wheelchair with a single hand movement and fits in just about every car boot.



# THE IDEAL COMPANION FOR EVERYDAY LIFE

Whether at work, shopping or in leisure time: the e-motion is extremely manoeuvrable and is as easy to move as a manual wheelchair in any situation. The e-motion wheels can be removed from the wheelchair in a single movement and loaded into any boot. The manual wheelchair wheels can usually be used with the same wheelchair. The e-motion is always with you when you're travelling, and you can even take it on board a plane.



Quick and easy: The e-motion wheels can be attached and removed in no time at all using the quick-release device.



Everything under control: On/Off switch with magnetic EasyConnex charging socket. The plug of the e-motion battery charger automatically finds its position.



Light and discreet: the pre-assembled bracket on the wheelchair for docking the e-motion wheels

# COMFORTABLE OPERATION

## EVERYTHING UNDER CONTROL THANKS TO ERGONOMIC- CONTROL-SYSTEM (ECS)

With the optionally available ECS remote control, you can switch the e-motion on and off comfortably from your seat and switch between two different assistance levels for indoor and outdoor use. A special learning mode is also available for inexperienced drivers, which gently introduces you to the handling of the e-motion thanks to its particularly smooth handling. If required, you can also use the ECS remote control to activate the patented roll-back delay of the e-motion. It automatically holds you on the spot for 5 seconds as soon as you let go of the push rim when driving uphill. This leaves you with enough time to easily grab something without the wheelchair rolling backwards.

ECS remote control: operate  
both e-motion wheels comfortably  
from the sitting position



# PERFECTLY TAILORED FOR ME




## INDIVIDUALLY ADAPTABLE

The e-motion is flexible: it is compatible with a wide variety of wheelchair models and can be adapted to your individual needs. The thrust support can be adjusted independently on both drive wheels. So more or less strength in one arm is not a problem. Your specialist dealer or therapist also has the option of making further adjustments to your e-motion so that it is optimally adapted to your driving style. The e-motion is available in three wheel sizes and can be equipped with ergonomic push rims on request. This ensures optimum grip in every driving situation.



Sensitivity of the movement sensors adjustable in seven steps



Coated Quadro push rim: control and power transmission also with limited hand function



## THE E-MOTION **MOBILITY APP:** SMART HELPER WHEN ON THE ROAD

Smartphones have become an integral part of our everyday lives. It goes without saying that e-motion also makes full use of the benefits of this technology. The free e-motion Mobility App provides you with several preset driving profiles:


**Standard:** lively but balanced handling for everyone.

**Sensitive:** for persons with limited hand function and/or relatively low arm strength, who need a high degree of power assistance while driving.

**Soft:** for rather untrained persons who prefer a passive driving style.

**Active:** for people with full hand function and/or relatively high arm strength who prefer a more sporty driving style.

You can also view the current speed, mileage or charge level of e-motion batteries and even record and save tours via GPS.



Free Download



With Cruise Mode you have your hands free for the more beautiful things in life. More information can be found on the next page.



KEEP YOUR  
HANDS FREE



## **MOBILITY PLUS PACKAGE: CLEVER ADDITIONAL FUNCTIONS FOR WHEN YOU ARE ON THE ROAD**

Have both hands free when driving in a wheelchair or an extra dose of speed if you want to go faster! With the Mobility Plus Package you can activate a variety of clever additional functions in the Mobility App. This gives you even more from your e-motion!



**DOWNLOAD THE COMPLETE MOBILITY  
PLUS PACKAGE TO YOUR SMARTPHONE!**

Available from the Play  
Store or App Store.







## **SPEED**

- Increase the maximum support speed of your e-motion from 6 km/h to 8.5 km/h and get to your destination faster
- 



## **REMOTE**

- Remote control of the unoccupied wheelchair via your smartphone, e.g. for "parking"
  - Control either via integrated tilt sensor of the smartphone or virtual joystick in the App
- 



## **ECS**

- Use the ECS remote control functions on your smartphone
  - Changing assistance levels (1, 2 & learning mode)
  - Activating the rollback delay
- 



## **CRUISE**

- Ideal for longer rides on the straight and level, pushing a shopping trolley or travel trolley
  - Activated with a drive movement above 2 km/h and maintains this speed without further movement (also works on uphill and downhill slopes)
  - The speed can be increased at any time by additional drive movements on the push rim or in the App
- 



## **EASYNAVI**

- Easy start/destination navigation with wheelchair accessible routing
  - Function for importing routes (GPX)
  - With switchable voice output
  - Map material: Open Street Map
- 



## **PUSH-COUNTER**

- Counts your drive movements on the e-motion push rims during a tour
  - This way you can evaluate your driving behaviour and optimise your driving style
- 

Prices are subject to change.

# OFF TO NEW **HEROIC DEEDS**



# TECHNICAL DATA

Weight per wheel	7.8 kg
Support speed	Max. 6 km/h (with Mobility Plus Package max. 8.5 km/h)
Range	Up to 25 km
Power/Torque	80 Watt / 40 Nm per wheel
Maximum user weight	150 kg
Maximum total weight	190 kg
Maximum climbing capability	Depending on the wheelchair used
Available wheel sizes	22", 24", 25 "
Accessories available*	Mobility Plus Package, ECS remote control, magnetic holder for ECS remote control for wheelchair mounting, Schwalbe Marathon Plus tyres, puncture-proof tyres 1" solid PU or 1 3/8" with tyre cover and PU insert, push rims with coating, ergonomic push rims Curve L and Quadro, spoke cover with and without decoration

\* Further accessories at [www.alber.de](http://www.alber.de)



Magnetic holder for ECS remote control for mounting on the wheelchair (accessory)



Curve-L push rim: ergonomic hand position and optimised power transmission for people with good hand function (accessory)



Automatic battery charger: Automatically adapts to the mains voltage and charges both e-motion batteries in a few hours (included in the scope of delivery)

## Schwalbe Rightrun 1“

- Standard tire, no extra charge
- Available for all wheel sizes
- Low resistance, minimal tread (no dirt)
- 25“ version with 1,1” instead of 1”



## Schwalbe Marathon Plus 1“

- Available for 24” and 25”
- Deeper tread for more grip
- Smart Guard puncture protection



## Rolko Pro Speed 1“

- Only available for 24“ wheels
- Made of massive PU for optimized roll resistance
- Limited driving comfort and traction, longer braking distance
- Adds 300 g per wheel



## Airless 1 3/8“

- Available for 22“ and 24“ wheels
- Tire with PU inlet (like e-fix E35)
- Not interchangeable with manual 1“ wheels (brake adjustment)
- Adds 500 g per wheel



## Stainless Steel

- Standard, no extra charge
- Available for all wheel sizes



## Stainless steel, coated (Tetra)

- Available for 22" and 24" wheels
- Adds 250 g per wheel



## CarboLife Curve L

- Available for 24" and 25" wheels
- Stabilizes the wrist and ensures ergonomic posture
- Black powder-coated aluminum
- 200 g less weight compared to the standard push rim



## CarboLife Quadro

- Only available for 24" wheels
- Special profile for tetraplegics with limited hand and triceps function
- Maximum grip thanks to a special Tetra-Gripp coating





MADE IN GERMANY

Made in Germany by the market leader for add-on drives.

## YOU CAN RELY ON E-MOTION

The e-motion is a product from the company Alber, the specialist for particularly portable and user-friendly mobility aids. Independent institutions have tested and rated the e-motion for durability, quality and reliability.

First and foremost for us are safety tests - for example by the TÜV: At Alber, you will always receive tested product safety according to the latest guidelines for medical products.

The e-motion is an aid recognised by funding agencies. The position number for the list of aids of the statutory health insurance funds has been applied for.

e-motion conforms to EC Directive 93/42/EC concerning medical devices and was voluntarily audited by TÜV Süd according to the current version of the product standard EN 12184.

Our claim to quality is your guarantee of safety! Our company is certified to the latest quality management standard (including the respective latest amendments) set out in ISO 13485 for medical devices. With our environmental management system, certified to ISO 14001, we ensure the environmentally compatible manufacture of our products.

www.invacare.ca  
570 Matheson Blvd. E. Unit 8  
Mississauga, Ontario  
L4Z 4G4 Canada  
(800) 668-5324

©2021

All rights reserved.  
Trademarks are identified  
by the symbols TM, SM  
and ®. All trademarks are owned by or  
licensed to Invacare Corporation  
unless otherwise noted.  
Specifications are subject  
to change without notification.

Form No. 21-132C Rev 02/24/2021



www.alber.de