

PROVIDER NAME:	SHIPPING ADDRESS:	
ACCOUNT NUMBE	CITY:	
PO NUMBER:	PROVINCE:	
CONTACT NAME:	POSTAL CODE:	
TAG NAME:	PHONE:	

E.Motion® Wheel Assemblies **MSRP**

Item #	Description	MSRP
1592670	e-motion M25 with ECS - 22" - Tire Right Run, black - Push rim stainless steel	\$9,622
1592671	e-motion M25 with ECS - 22" - Tire Right Run, black - Push rim stainless steel Tetra	\$11,482
1592676	e-motion M25 with ECS - 22" - Tire puncture proof 22" x 1 3/8" - PU inlet - Push rim S/S	\$8,730
1592677	e-motion M25 with ECS - 22" - Tire puncture proof 22" x 1 3/8" - PU inlet - Push rim S/S Tetra	\$11,790
1592559	e-motion M25 with ECS - 24" - Tire Right Run, black - Push rim stainless steel	\$8,515
1592651	e-motion M25 with ECS - 24" - Tire Right Run, black - Push Rim stainless steel Tetra	\$10,586
1592652	e-motion M25 with ECS - 24" - Tire Marathon Plus Evo, black - Push rim stainless steel	\$10,297
1592653	e-motion M25 with ECS - 24" - Tire Marathon Plus Evo, black - Push rim stainless steel Tetra	\$11,600
1592654	e-motion M25 with ECS - 24" - Tire puncture proof 24" x 1 3/8" - PU inlet - Push rim S/S	\$8,730
1592655	e-motion M25 with ECS - 24" - Tire puncture proof 24" x 1 3/8" - PU inlet - Push rim S/S Tetra	\$11,790
1592668	e-motion M25 with ECS - 24" - Tire puncture proof 24" x 1 3/8" - PU inlet - Push rim Quadro	\$11,506
1592663	e-motion M25 with ECS - 24" - Tire Right Run, black - Push rim Curve L	\$11,987
1592656	e-motion M25 with ECS - 24" - Tire Right Run, black - Push rim Quadro coated	\$9,290
1592657	e-motion M25 with ECS - 24" - Tire Marathon Plus Evo, black - Push rim Quadro coated	\$12,302
1592669	e-motion M25 with ECS - 24" - Tire puncture proof 24" x 1 3/8" - PU inlet - Push rim Curve L	\$12,295
1592666	e-motion M25 with ECS - 24" - Tire Marathon Plus, black - Push rim Curve L	\$11,154



- Each E.motion system includes:*
- 2 drive wheels, 6km/h, 22", 24" or 25" wheel size
 - Push button stub axles
 - 2 integrated battery packs, range up to 25km / wheel.
 - 1 EasyConnex magnetic charger


Mounting brackets (chargeable) and torque receivers sent with every E.Motion purchase.
Brackets and Torque Receivers are provided based on chair specifications. See Page 2 for details.
25" wheels and other wheel combinations available by quote requests.

Options & Accessories

Anti Tipper with Jack-uo Function



Ergonomic Loop Axle



Transport Axle



Pushrim Covers



1591362	Transport Axle - Each	\$135
1591500	Ergonomic Loop Axle - Each	\$300
1467780	Brake Extension Kit (pair)	\$63
1490821	Bracket for remote control (must order 1593388 when ordering 1490821)	\$411
1593388	Adapter for ECS-Remote Control e-motion	\$85
1593206	Anti - Tippers with Jack-up function - Must order anti-tipper brackets	\$735
1592086	Charger E-Motion M25	\$600
1592425	Push Rim Cover 22" - Each	\$192
1592421	Push Rim Cover 24" - Each	\$192
1592426	Push Rim Cover 25" - Each	\$192
1592266	Spoke Cover 22" Design "Comic" - Pair	\$414
1592553	Spoke Cover 24" Plain - Pair	\$414
1592268	Spoke Cover 24" Design "Sphere" - Pair	\$414
1592269	Spoke Cover 25" Design "Sphere" - Pair	\$414
1521191	Modification set stub axle 2in1 12,7/12	\$215
1591781	M25 Battery Pack - Each	\$867

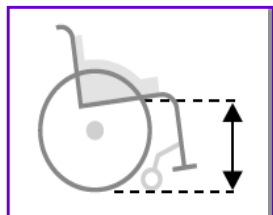
- *Non-Standard Discounts apply.**
- E.motion Mobility App allows access to free functions such as:**
- Quick-Start Guide
 - Four preset driving profiles
 - Battery status, speed, distance
 - Tour mode
 - Firmware update
 - Activation of Flight Mode
 - Display error messages with remedy
- Upgrade to Mobility Plus Package (Chargeable)**
- Increase speed from 6 km/h to 8.5 km/h
 - Activation Cruise Control mode
 - Remote Control the unoccupied wheelchair

Wheelchair Specifications (Required)

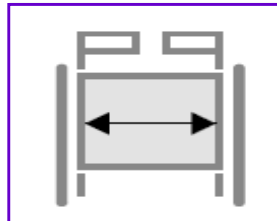
Mounting by Invacare (Option): Provider is responsible for shipping to and from Invacare. TS number will be supplied by Invacare Tech Services. Cost of installation will vary based on chair configuration.

TS# _____

MANUFACTURER: _____ **WIDTH:** _____ **DEPTH:** _____
MODEL: _____ **SEAT TO FLOOR HEIGHT:** _____
CAMBER: _____



REAR SEAT TO FLOOR HEIGHT: _____



SEAT WIDTH: _____

WHEEL AND HANDRIM COMBINATIONS

	Stainless Steel	Stainless Steel Coated	Carbolife Curve L	Carbolife Quadro
Schwalbe Rightrun (Air)	22" / 24" / 25"	22" / 24"	24" / 25"	24"
Schwalbe Marathon Plus (Air)	24" / 25"	24"	24" / 25"	24"
Rolko ProSpeed (Solid)	24"	24"	24"	24"
Airless 1 3/8" (Solid Inlet)	22" / 24"	22" / 24"	24"	24"

Curve L - Profiled Black Powder Coated Handrim



Quadro- Profiled Tetra Coated Handrim



Torque receivers are no charge with E.motion purchase. Bracket and torque receiver sets must be ordered for complete mounting kit. Use of anti tippers are mandatory on all alber power-add on systems for safety.

Email: canadaorders@invacare.com or Phone: 1 (800) 668-5324

Invacare Canada reserves the right to change prices and specifications without notice.

HEAD OFFICE - 570 Matheson Blvd, Unit# 8, Mississauga, ON L4Z 4G4 Phone: (905) 890-8300 (800) 668-5324 (Canada) Fax: (905) 890-5244 (800) 668-5478 (Canada)
 Invacare®, and Yes, you can., are trademarks of Invacare Corporation.