



INVACARE® BED RAILS



All **Invacare® Bed Rails** feature durable welded steel construction and are designed to withstand heavy-duty use. These rails can be installed permanently or semi-permanently on most spring-fabric medical-style beds. When properly used, bed rails are some of the most important safety and accident prevention accessories used in the patient room today.

Invacare beds, mattresses and rails, excluding therapeutic support surfaces and bariatric beds, when used as a system and sold new and unused after August 1, 2007, meet the voluntary FDA Guidelines for bed rail entrapment. Visit www.invacare.com/bedsafety for additional safety and entrapment information.



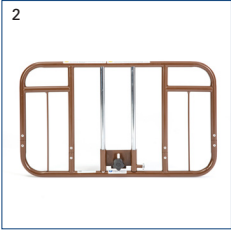
1. Invacare® Reduced Gap Full-length Bed Rail

Model # 6629

Durable 7/8" welded steel construction

Self-adjusting spring-loaded crossbraces snap easily into place without tools for quick installation

Compatible with 5307IVC, 5311IVC, 5411IVC




2. Invacare® Clamp-On Half Rail

Model # 6630DS

Clamp on rail, no tools required

Welded steel construction with brown vein finish and chrome on the third and fourth rail for scratch-resistant movement of the adjustment bracket

Compatible with 5307IVC, 5311IVC and 5411IVC



3. Invacare® Assist Bed Rail

Model # 6632

Heavy-duty 1" powder coated, welded steel construction

3 positions: Guard, Assist, Transfer

Moves easily out of the way with a quick release button

Compatible with 5307IVC, 5311IVC, 5411IVC and 5411IVCLOW

Model #	Rail Length*	Rail Height Above Deck Raised	Rail Height Above Deck Lowered	Width Between Rails	Shipping Weight	Limited Warranty
6629	55"	14.5"	4.25"	36"	27.5 lb.	1 Year
6630DS	32"	16"	3.5"	37"	24 lb.	1 Year
6632	27"	14.5"	N/A	36"	21 lb.	1 Year

*Measurement on flat bed with crossbraces installed as per instruction sheet.

Invacare beds, mattresses and rails, excluding powered support surfaces and bariatric beds, when used as a system and sold new and unused after August 1, 2007, meet the voluntary FDA Guidelines for bed rail entrapment. Visit www.invacare.com/bedsafety for additional safety and entrapment information.

Invacare Corporation
www.invacare.ca

USA
One Invacare Way
Elyria, Ohio
44035-4190
(800) 333-6900

Canada
570 Matheson Blvd. E.,
Unit 8
Mississauga, Ontario
L4Z 4G4 Canada
(800) 668-5324

©2017
Invacare Corporation.
All rights reserved.
Trademarks are identified by the symbols ™ and ®.
All trademarks are owned by or licensed to Invacare Corporation unless otherwise noted.
Form No. 11-174
Rev. 02/17

