


INVACARE®
9000 XT
SERIES WHEELCHAIRS



The **Invacare® 9000 XT Wheelchair** is a high performance, low maintenance and low total lifetime cost product. The 9000 XT wheelchair is simply the most versatile lightweight wheelchair available from Invacare, boasting an extensive offering of frame styles, seat-to-floor heights, back styles, widths, depths, frame colors and a wide range of options and accessories. The 9000 XT wheelchair components are interchangeable with all other 9000 series and Invacare® Tracer® series chairs.

The **Invacare® 9000 XT Recliner Wheelchair** is the number one choice for individuals who demand a truly versatile, yet moderately priced, lightweight wheelchair. The 9000 XT Recliner wheelchair can be configured into an endless number of seat widths, depths and heights, and has multiple frame and upholstery options. Components and accessories are interchangeable with the other 9000 series chairs.

Invacare® 9000 XT Wheelchair Features

Dual axle positions allow variation of seat-to-floor heights

Offset axle position allows adjustment of center-of-gravity to increase maneuverability or stability to meet each user's skill level

Urethane rear tires mounted on "no flex" wheels offer superior performance

Urethane casters for better ride and lighter weight

Invacare® 9000 XT Recliner Wheelchair Features

Dynamic recline range from 95° to 175°, +/- 5°

Rear axle base moves, providing stable center-of-gravity in recline position

Multiple wheel offerings allow variation of seat-to-floor heights

Urethane rear tires mounted on "no flex" wheels offer superior performance

Urethane casters for better ride and lighter weight

Low-maintenance, dual-sealed precision bearings

Heavy-duty inner liners keep seat and back from stretching

Stocked with attendant (standard) or patient-operated wheel locks

HCPCS Code: K0004 & E1226 (recliner)



1. 10" Removable headrest
2. Dual axle positions
3. Urethane casters
4. Seating options available
5. Builder options available



Invacare Corporation
www.invacare.com

USA

One Invacare Way
Elyria, Ohio
44035-4190
(800) 333-6900

Canada

570 Matheson Blvd. E.,
Unit 8
Mississauga, Ontario
L4Z 4G4 Canada
(800) 668-5324

©2012

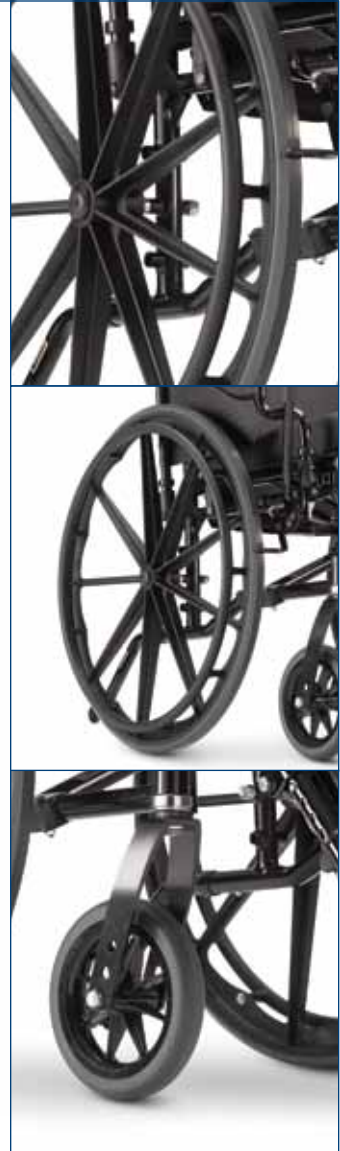
Invacare Corporation.
All rights reserved.
Trademarks are identified
by the symbols ™ and
®. All trademarks are
owned by or licensed
to Invacare Corporation
unless otherwise noted.
Specifications are subject
to change without
notification.
Form No. 11-227
111242



Model #	Overall Width (2" increments)	Overall Height	Overall Depth w/o riggings	Folded Width	Seat Width (1" increments)	Seat Depth	Seat-to- Floor Height (1" increments)
9XT	21", 22", 23"-29"	36"	28"	12"	14"-20", 22"	16"-18"	13.5"-19.5"
9RC	23"-31", 28"	52"	32"	17"	14"-22" (2" inc)	16"-18"	17.5"-19.5"
	Back Height	Caster Height	Wheel Height	Weight Capacity	Shipping Weight	Carton Dimensions	Limited Warranty
9XT	15"-19"	6", 8"	20", 22", 24"	250 lb.	39 lb.	32"x13"x 37"	5 Years
9RC	34" w/headrest	8"	20", 22", 24"	250 lb.	42 lb.	32"x13"x 37"	5 Years

All references to HCPCS codes: Providers are responsible for determining the appropriate billing codes when submitting claims to the Medicare program, and should consult an attorney or other advisor to discuss specific situations in further detail.

INVACARE®
9000 XDT
WHEELCHAIR



The **Invacare® 9000 XDT Wheelchair** is designed for individuals who demand an extra wide, heavy-duty or tall chair with seat-to-floor heights ranging from hemi through tall. The high-performance 9000 XDT wheelchair provides a 350 lb. weight capacity and the components are interchangeable with the other 9000 series wheelchairs.

Features

Durable, low-maintenance carbon steel frame is long-lasting

Tall frames are designed to accommodate taller individuals and provide a more comfortable ride

Multiple frame color variations for customizing

Triple-axle positions allow wide variation of seat-to-floor heights



Urethane rear tires mounted on "no flex" wheels offer superior performance

Urethane casters for better ride and lighter weight

Low-maintenance, dual-sealed precision bearings

Heavy-duty inner liners keep seat and back from stretching

HCPCS Code: K0007



1. Triple-axle positions
2. Urethane casters
3. Bariatric sizes available
4. Seating available
5. Builder options



Invacare Corporation
www.invacare.com

USA

One Invacare Way
Elyria, Ohio
44035-4190
(800) 333-6900

Canada

570 Matheson Blvd. E.,
Unit 8
Mississauga, Ontario
L4Z 4G4 Canada
(800) 668-5324

©2012

Invacare Corporation.
All rights reserved.
Trademarks are identified
by the symbols ™ and
®. All trademarks are
owned by or licensed
to Invacare Corporation
unless otherwise noted.
Specifications are subject
to change without
notification.
Form No. 11-229
111246



Model #	Overall Width (2" increments)	Overall Height	Overall Depth w/o riggings	Folded Width	Seat Width	Seat Depth	Seat-to- Floor Height (2" increments)
9XDT	23"-29"	36"	29"	13"	16"-20", 22"	16"-20"	17.5"-21.5"
	Back Height	Caster Height	Wheel Height	Weight Capacity	Shipping Weight	Carton Dimensions	Limited Warranty
9XDT	14"-19"	8"	24"	350 lb.	55 lb.	34"x13"x 39"	5 Years

All references to HCPCS codes: Providers are responsible for determining the appropriate billing codes when submitting claims to the Medicare program, and should consult an attorney or other advisor to discuss specific situations in further detail.

INVACARE®
9000 SL
WHEELCHAIR



The **Invacare® 9000 SL Wheelchair** is the perfect high-strength lightweight rental product for those who want quality and durability at a moderate price. This low-maintenance wheelchair also has a full complement of options and accessories. Its contemporary design and high-performance frame make the 9000 SL wheelchair a superior value.

Features

Stylish, contemporary carbon steel frame is long-lasting
 Multiple frame color variations for customizing
 Dual axle positions allow variations of seat-to-floor heights
 Urethane rear tires mounted on "no flex" wheels offer superior performance
 Urethane casters for better ride and lighter weight
 Low-maintenance, dual-sealed precision bearings
 Heavy-duty inner liners keep seat and back from stretching
 Space-saver arms reduce overall frame width without limiting seat width
 Meets RESNA standards for manual wheelchairs in product performance

HCPCS Code: K0004



1. Dual axle positions
2. Urethane casters
3. Space saver arms
4. Seating options available
5. Builder options available



Invacare Corporation
www.invacare.com

USA

One Invacare Way
 Elyria, Ohio
 44035-4190
 (800) 333-6900

Canada

570 Matheson Blvd. E.,
 Unit 8
 Mississauga, Ontario
 L4Z 4G4 Canada
 (800) 668-5324

©2012

Invacare Corporation.
 All rights reserved.
 Trademarks are identified
 by the symbols ™ and ®. All trademarks are
 owned by or licensed
 to Invacare Corporation
 unless otherwise noted.
 Specifications are subject
 to change without
 notification.
 Form No. 11-226
 111241



Model #	Overall Width	Overall Height	Overall Depth w/o riggings	Folded Width	Seat Width (2" increments)	Seat Depth	Seat-to-Floor Height (1" increments)
9SL	23", 25"	36"	30"	15"	16"-20"	16", 18"	15.5"-19.5"
	Back Height	Caster Height	Wheel Height	Weight Capacity	Shipping Weight	Carton Dimensions	Limited Warranty
9SL	15"-17", 17"-19"	6", 8"	20", 22", 24"	250 lb.	43 lb.	32"x13"x 37"	5 Years

All references to HCPCS codes: Providers are responsible for determining the appropriate billing codes when submitting claims to the Medicare program, and should consult an attorney or other advisor to discuss specific situations in further detail.

INVACARE®
9000 TOPAZ™
WHEELCHAIR



The **Invacare® 9000 Topaz™ Wheelchair** is designed specifically to suit the unique needs of bariatric patients. The Topaz wheelchair combines the strength and durability of a carbon steel frame with the comfort of heavy-duty front riggings and arms for proper positioning. With a variety of seat widths and depths, frame reinforcements that include gusseted sides, caster journals and dual heavy-duty crossbraces, this chair provides not only ease in maneuverability but proven stability.

Features

Available in vinyl or nylon upholstery

Durable low-maintenance, carbon steel frame is long-lasting

Reinforced frame includes gusseted sides, caster journals and dual heavy-duty crossbraces

Multiple frame color variations available for customizing

Heavy-duty front riggings provide proper positioning for feet with footrest and elevating legrest

Heavy-duty arms designed to accommodate weight capacity and provide proper positioning

Dual axle positions allow for quick and simple seat-to-floor height variations, 17.5" and 19.5"

Heavy-duty package option for 1,000 lb. weight capacity

Heavy-duty triple inner liners keep seat and back from stretching

HCPCS Code: K0007



1. Dual axle positions
2. Heavy-duty front riggings
3. Heavy-duty arms
4. Bariatric sizes
5. Seating available
6. Builder options



Invacare Corporation
www.invacare.com

USA

One Invacare Way
Elyria, Ohio
44035-4190
(800) 333-6900

Canada

570 Matheson Blvd. E.,
Unit 8
Mississauga, Ontario
L4Z 4G4 Canada
(800) 668-5324

©2012

Invacare Corporation.
All rights reserved.
Trademarks are identified
by the symbols ™ and
®. All trademarks are
owned by or licensed
to Invacare Corporation
unless otherwise noted.
Specifications are subject
to change without
notification.
Form No. 11-230
111247



Model #	Overall Width	Overall Height	Overall Depth w/o riggings	Folded Width	Seat Width (2" increments)	Seat Depth	Seat-to-Floor Height (2" increments)
9TPZ	39"	32"	30"	16"	20"-30"	18", 20"	15.5"-19.5"
	Back Height	Caster Height	Wheel Height	Weight Capacity	Shipping Weight	Carton Dimensions	Limited Warranty
9TPZ	16"-18"	6", 8"	20", 24"	700 lb., 1,000 lb	97 lb.	35"x15"x 46.5"	3 Years

All references to HCPCS codes: Providers are responsible for determining the appropriate billing codes when submitting claims to the Medicare program, and should consult an attorney or other advisor to discuss specific situations in further detail.

INVACARE®
9000 JYMNI™
SERIES WHEELCHAIRS



The **Invacare® 9000 Jymni™ Wheelchair** offers your growing list of pediatric patients versatility, functionality and maneuverability. This chair is specifically designed to suit the needs of your smaller patients and offers features like a durable carbon-steel frame and easy adjustability.

The **Invacare® 9000 Jymni™ Recliner Wheelchair** offers your pediatric patients versatility, functionality and maneuverability, with the added comfort of a reclining back. This chair is specifically designed to suit the needs of your smaller patients and provides features like a variety of width and depth options, a recline range of 95° to 160° and multiple frame color options.

Invacare® 9000 Jymni™ Wheelchair Features

Adjustable front riggings provide ideal positioning for pediatric clients

Urethane rear tires mounted on "no flex" wheels offer superior performance

Virtually no-maintenance, dual-sealed precision bearings

Dual-axle positions allow for quick and simple seat-to-floor height adjustments of 15" and 16"

Seat width and depth options provide proper positioning

Adjustable angle back easily changes from -5° to 20° in 5° increments

Meets RESNA standards for manual wheelchairs in product performance

Invacare® 9000 Jymni™ Recliner Wheelchair Features

Durable, carbon steel frame is long-lasting

Dynamic recline from 95° to 160°

Stroller handles provide ergonomic positioning for caregiver and remove for ease in transporting

Adjustable front riggings provide ideal positioning for pediatric clients

Seat width and depth options provide proper positioning

Meets RESNA standards for manual wheelchairs in product performance

HCPCS Code: E1236/E1226 (recliner)



1. Dual axle positions
2. Stroller handles
3. 11° Removable headrest
4. Pediatric size
5. Seating options available
6. Builder options available



Invacare Corporation
www.invacare.com

USA

One Invacare Way
Elyria, Ohio
44035-4190
(800) 333-6900

Canada

570 Matheson Blvd. E.,
Unit 8
Mississauga, Ontario
L4Z 4G4 Canada
(800) 668-5324

©2012

Invacare Corporation.
All rights reserved.
Trademarks are identified
by the symbols ™ and
®. All trademarks are
owned by or licensed
to Invacare Corporation
unless otherwise noted.
Specifications are subject
to change without
notification.
Form No. 11-231
111248



Model #	Overall Width	Overall Height	Overall Depth w/o Riggings	Folded Width	Seat Width (2" increments)	Seat Depth	Seat-to-Floor Height
9JYLT	21"	32"	30"	14"	10"-16"	10", 12", 14"	15", 16", 17"
9JYLTR	N/A	N/A	N/A	N/A	10"-16"	10", 12", 14"	15", 16", 17"
	Back Height	Caster Height	Wheel Height	Weight Capacity	Shipping Weight	Carton Dimensions	Limited Warranty
9JYLT	14"-15"	6"	20", 22"	125 lb.	54 lb.	32"x14"x 38"	5 Years
9JYLTR	27"	8"	24"	125 lb.	54 lb.	32"x14"x 38"	5 Years

All references to HCPCS codes: Providers are responsible for determining the appropriate billing codes when submitting claims to the Medicare program, and should consult an attorney or other advisor to discuss specific situations in further detail.