



INVACARE®
WHEELCHAIR ACCESSORIES



Yes, you can.®

Wheelchair Accessories

Invacare offers a full line of options and accessories to customize wheelchairs for every individual patient. From front riggings to positioning straps to frame colors, create a custom solution to meet your patient's mobility needs. See online price sheets for specific chair compatibility and additional available items.



Front Rigging
1820: Front Rigging Non-removable Device



Non-folding Device
1335: (14"-22" w)
1335XL: (24"-30" w)



Axles
1. 1577QR: Quick Release
2. 9357SH: Super Low Amputee Attachment
3. 9357L: Amputee Attachment
4. OFFAXL: Off Axle



Overhead Anti-Theft Device
1514



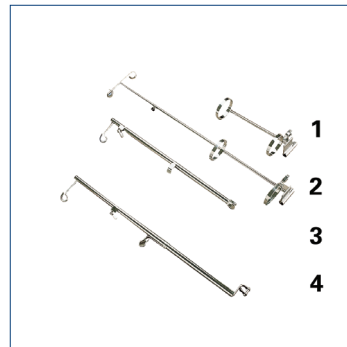
Accessories
1. 1300: Utility Tray
2. 1209: Tire Pump
3. 1305L: Crutch & Cane Carrier
4. 1100: Tool Kit



Seat/Chest Positioning Straps
1. 1321BK/7321BK: Hook and Loop
2. 1515: Auto Style Buckle



Anti-Tippers
1. 9758: Rear Anti-Tippers
2. 1360SH: Super Low Adjustable
3. 1360A: Adjustable Rear Anti-Tippers
4. 1360: Adjustable Rear Anti-Tippers
5. 2226: Front Anti-Tippers




IV/O2 Holders
1. 1497: O₂ Holder Package Assembly
2. 1496: IV/O₂ Holder Package Assembly
3. 2218: IV Rod, Telescopic
4. 2219: IV Rod, Telescopic
1322SXR: IV Rod and Bracket




Upholstery

- 1. ImpactG: Impact Guards
 - 2. STC: Stencil Back Upholstery
 - 3. SP-01: Seat Pouch
 - 4. BP-02: Backpack
- (shown in Large 16" and Small 14"-16")




Upholstery

- 1. 9120: Solid Seat Insert



Tires

- 1. Urethane
 - 2. Urethane - High Profile
 - 3. Pneumatic - Flat-Free
- All tires available in 20", 22" and 24" sizes. Available on all chairs.



Handrims

- 1. CHDRM: Chrome-Plated
- 2. COM: Composite
- 3. AHDRM: Aluminum
- 4. 1512: Plastic Coated
- 5. 1225-8: 8 Aluminum Vertical Projection Handrim Plastic Coated
- 6. 1225-12: 12 Aluminum Vertical Projection Handrim Plastic Coated
- 7. 1224-8: 8 Aluminum Oblique Projection Handrim Plastic Coated
- 8. BHDRM: Black Anodized



Conventional Arms

- 1. 18: Full-Length Fixed Height
- 2. 28: Desk-Length Fixed Height
- 3. 19: Full-Length Adjustable Height
- 4. 29: Desk-Length Adjustable Height

9000 Topaz Arms (Not Shown)

- T18: Full-Length Fixed Height
- T19: Full-Length Adjustable Height
- T28: Desk-Length Fixed Height
- T29: Desk-Length Adjustable Height

Available on Invacare® 9000 Topaz™ Wheelchair.



Lightweight Space Saver Arms

- 1. 79: Full-Length Adjustable Height
- 2. 78: Full-Length Fixed Height
- 3. 89: Desk-Length Adjustable Height
- 4. 88: Desk-Length Fixed Height



Footrests

- 1. T963A/C: 60" Elevating Footrest Aluminum/Composite
- 2. T93HA/C/S: Aluminum/Composite

9000 Topaz Front Riggings (Not Shown)

- TZ33A: Swingaway Footrest
- TZ34A: Swingaway Elevating Legrest




Wheel Locks

- 1. A1567: Pull to Lock clamp-on
- 2. 1721: High Push to Lock clamp
- 3. 1329BK: Toggle Wheel Lock Extension

Not Shown

- 9690B: Pull to Lock – 9000 XDT
- 9691B: Push to Lock (Hemi)




Footrests

- 1. SH93M: Hemi Minimum Swingaway, Aluminum
- 2. SH93E: Hemi Extension Swingaway, Aluminum
- 3. SH93ES: Super Low Extension Swingaway, Aluminum



Legrests

- 1. AHS4A/C: Invacare® Hemi Smartleg® Articulating Legrest, Aluminum/Composite
- 2. T94HA/C: Hemi Elevating Legrest Aluminum/Composite
- 3. SH904MS: Superlow Elevating Legrest, Aluminum
- 4. AHL4A/C: Hemi Articulating Legrest, Aluminum/Composite



Footplates

- 1. 1350: Extra Large Aluminum
- 2. AT5543: Adjustable Angle
- 3. C: Composite
- 4. A: Aluminum

Straps (Not Shown)

- 1346: Heel Loops
- 1345: Toe Loops

Ankle Straps (Not Shown)

- 1337: Calf Strap



Casters

- 1. 1292: 8"x1.25" Pneumatic
- 2. AT903: 8"x1.25" Composite Urethane
- 3. 1255: 8"x1" Solid Rubber
- 4. AT902: 6" Composite Urethane, 3 Spoke
- 5. 1252: 8"x1.25" Pneumatic
- 6. 1228: 8"x2" Semi-Pneumatic
- 7. 1687: 6"x1" Dark grey comp. Urethane
- 8. 1259: 6"x2" Semi-Pneumatic
- 9. 1290: 8"x1" Solid Rubber, Charcoal
- 10. 4252: 8"x1.25" Pneumatic with flat-fee inserts
- 11. 1492: 8"x1.25" Pneumatic with flat-fee inserts

For upholstery and frame color availability, please refer to the corresponding wheelchair price list at www.invacare.com/homecare

Frame Colors	24P-Wet Black	88P-Black w/ Twilight Sparkle	17P-Cobalt Blue	22P-Anthrachite	62P-Electric Blue	71P-Silver Vein	104P-Electric Teal	105P-Midnight Blue	61P-Electric Red
	30P-Sunny Yellow	66P-Electric Purple	08P-Deep Purple	83P-Royal Blue w/ Grape	33P-Red	84P-Lavender			
Upholstery Colors	U86-Ruby Vinyl	U550-Midnight Blue Vinyl	U67-Black Vinyl	U245-Black Sailcloth	U240-Black Nylon				

Invacare® CLD (Cyclical Lever Drive) provides users with the ability to self-propel themselves with one arm, enabling an active, mobile and independent lifestyle. With its front caster steering mechanism, simple rowing motion design and adjustability in height and stroke length, the Invacare CLD is an easy to use one-arm drive.

There are no service requirements for the CLD mechanism, although service requirements for the wheelchair apply. Kits available for provider installation. Right- or left-handed configuration. Provider installed kits for Invacare® 9000 XT, 9000 SL and Patriot™ wheelchairs. See 9000 XT price list (95-66) for availability. These are not compatible with U2222 rear wheel and the 9000 SL wheelchair also requires space saver arms.



Model #	Width Added To Chair	Height Adjustments	Stroke Length	Installation	Weight	Weight Capacity	Limited Warranty
CLD	1.5"	15"-18"	15"-16"	Left or Right Hand	9.1 lb.	250 lb.	2 Years

Invacare Corporation
www.invacare.com

USA

One Invacare Way
Elyria, Ohio
44035-4190
(800) 333-6900

Canada

570 Matheson Blvd. E.,
Unit 8
Mississauga, Ontario
L4Z 4G4 Canada
(800) 668-5324

©2019

Invacare Corporation.
All rights reserved.
Trademarks are identified by the symbols ™ and ®.
All trademarks are owned by or licensed to Invacare Corporation unless otherwise noted. Specifications are subject to change without notification.
Form No. 11-232
Rev. 04/19
190412

